

RANGE  
**JPM ORIGINAL**



French Manufacturer



*2025 Edition*





## French industrial expertise

---

*Since 1966 JPM has constantly improved, developed and industrialised.*

*JPM staff create and manufacture robust, reliable and durable bodies, which are real work tools.*





## When the users of vehicle bodies become the inspiration for their work tools

---

*You are the person who understands your trade. JPM is only the creator of your work tool.*

*No-one is better than you to tell us how it is used.*

*We have discussions with you to create your future work tools: robust, guarantors of your health and safety, completely suitable for your trade and meeting the environmental challenges.*







## Stronger together

---

*JPM is nothing on its own. The JPM group is very effective.*

*The JPM group is the union of three skills which interact, are complementary and the major aim of which is your welfare at work.*

- *JPM users, the inspiration for work tools*
- *JPM staff, creators of work tools*
- *JPM distributors, distributors of work tools*







## Wrap your work tools in tranquillity

---

*JPM distributors are true guardians of your work tools. They are part of your peace of mind by advising you, enriching and maintaining your JPM equipment on their premises or yours or even on your work site. And added to this:*

- Bodywork that can be personalised at any time during its life*
- An e-commerce website offering JPM options and spare parts*
- A third year of guarantee free-of-charge*







## **The bodywork expertise for work tools suitable both for the world of today and that of tomorrow**

---

*Today JPM creates the work tools you will need tomorrow.*

*We carry out technology and regulatory watches so that your work tools are the most suitable for the constraints and opportunities of our world and that of the future.*

*JPM makes its expertise available to you: the bodywork configurator offers bodywork suitable for your vehicle and calculates its payload.*



# Bodywork, occupational options and service!

## About us

- 2 · French industrial expertise
- 4 · When the users of vehicle bodies become the inspiration for their work tools
- 6 · Stronger together
- 8 · Wrap your work tools in tranquillity
- 10 · The bodywork expertise for work tools suitable both for the world of today and tomorrow

## Choose your bodywork

- 16 · **Aluminium version**
  - Rear tipper 55
  - Entreprise three-way tipper
  - Dropside
- 30 · **Mixed aluminium Version**
  - Rear tipper 55
  - Removable tipper
  - Dropside, wood platform
- 44 · **Steel version**
  - Rear tipper 55
  - Rear tipper 75
  - Removable tipper
  - Dropside

## Take advantage of JPM services

- 72 · A local distribution network
- 74 · 3<sup>rd</sup> year of guarantee free
- 76 · Bodywork configurator
- 78 · Customisable bodywork



### See our trade customisations

- 82 • Landscape gardening
- 84 • Garden maintenance
- 86 • Pruning
- 88 • Carpenter roofer
- 90 • Builder
- 92 • Civil engineering
- 94 • Local authorities

### Add your JPM options

- 100 • Doors
- 106 • Load securing
- 126 • Work site securing
- 132 • Storage
- 146 • Tipper access
- 152 • Protection
- 156 • Coupling
- 160 • Safety



*Quality management*



*Environmental management*





**JPM**  
**ORIGINAL**

---

*The fair price for equipment that is*  
*ROBUST, DURABLE, LIGHT AND VERSATILE*





*Aluminium version*



# REAR TIPPER

## MODEL 55\*

ALUMIN-  
IUM

MIXED  
ALUMIN-  
IUM

STEEL



*\*Up to 5T5 GVWR*

Video available at  
[www.jpm-group.com](http://www.jpm-group.com)





1

### Robustness

Identical mechanical resistance to that of the steel tipper



2

### Payload

Additional 236 kg for a 3260 mm aluminium tipper compared with its steel equivalent



3

### High tipping capacity

4T4 for a 3260 mm tipper  
*(load uniformly distributed)*



4

### Double safety handle

Incorporated into the sideboard



5

### Resistance and watertightness

Boxed sideboard with sealing lip, large surface for stickers



6

### Optimised hinge


Stops travel for the sideboard



7

### Long life

Conical pillars with clamping screw and top hinge with double safety device



8

### Optimum visibility

Compact: no top cap, optional load stops



9

### Reliability of door opening

Direct connection between tipper and hook



10

### No lubrication

Self-lubricating ring

# REAR TIPPER

## MODEL 55\*



### BODYWORK

- Tipper platform in high quality aluminium sheet: 5083 H16 thickness 3.5 mm
- Side members in extruded box-sections, thickness 3 mm, height 120 or 140 mm (depending on length) and outer frames in box-sections, thickness 3.5 mm under the load surface
- Sideboards in extruded aluminium profile, height 400 mm (385 mm interior), double wall top and bottom, thickness 2.8 mm, single wall, thickness 3.5 mm in the centre, fold-down, removable, interchangeable (right/left)
- Locking handle incorporated into the thickness of the sideboards
- Front face, interior usable height 450 mm, double wall top and bottom, thickness 2.6 mm, single wall, thickness 3.5 mm in the centre
- Cab Protect with aluminium mesh diameter 5 mm with frame in extruded profiles, removable and without top cap
- Aluminium rear door, height 450 mm, double wall top and bottom, thickness 2.8 mm, single wall, thickness 3.5 mm in the centre, automatic opening by cam of 15° (doorway 520 mm)
- Rubber opening stops on sideboards and rear door
- Rear pillars in galvanised steel, thickness 3 mm, removable, with tightening fixing bolt and conical fitting
- Polypropylene fender flares with supports in unwrought aluminium
- Approved aluminium side protection, black powder paint
- Zinc Nickel treated bolts (5 times more resistant than standard galvanising)
- Tipping shaft without lubrication
- Outer frame adapted to lashing
- Short tipping overhang: 250 mm

### **SUBFRAME**

- Aluminium profile tipper, thickness 4.5 to 12 mm
- Tipping by 3 or 4 expansion CYLINDER depending on length (no overhang under the subframe)
- 46° rear tipping angle
- Electrically driven pump unit, 12 or 24 volts depending on the vehicle
- Tank 7 litres
- Hydraulic pressure 180 bars
- Wired remote control in cab

### **FINISH**

- Shot blasting + 60 µm powder primer + 60 µm powder paint

### **SAFETY**

- Safety solenoid valve on cylinder
- Circuit breaker
- Safety stand
- Double safety device on the sideboard handles
- Double safety device on the upper door hinges

**Not available for chassis widths 700 and 740 mm**



# ENTERPRISE ALUMINIUM

## MODEL 55\*



ALUMIN-  
IUM

MIXED  
ALUMIN-  
IUM

STEEL



*\*Up to 5T5 GVWR*

Video available at  
[www.jpm-group.com](http://www.jpm-group.com)







1

### Robustness

Identical mechanical resistance to that of the steel three-way tipper



2

### Payload

Additional 284 kg for a 3260 mm aluminium three-way tipper compared with its steel equivalent



3

### Compass cylinder and high tipping capacity

3T9 for a 3260 mm three-way tipper  
*(load uniformly distributed)*



4

### Double safety handle

Incorporated into the sideboard



5

### Resistance and watertightness

Boxed sideboard with sealing lip, large surface for stickers



6

### Optimised hinge


Stops travel for the sideboard



7

### Long life

Conical pillars with clamping screw and top hinge with double safety device



8

### Optimum visibility

Compact: no top cap, optional load stops



9

### Reliability of door opening

Direct connection between three-way tipper and hook



10

### False manoeuvres impossible

Clevis with synthetic contact part: limited wear, ball guidance, no noise

# ENTERPRISE ALUMINIUM

## MODEL 55\*



### BODYWORK

- Tipper platform in high quality aluminium sheet: 5083 H16 thickness 3.5 mm
- Side members in extruded box-sections thickness 3 mm height 120 or 140 mm (depending on length) and outer frames in box-sections thickness 3.5 mm under the load surface
- Sideboards in extruded aluminium profile, height 400 mm (385 mm interior), usable interior height 388.5 mm, double wall top and bottom, thickness 2.8 mm, single wall, thickness 3.5 mm in the centre, fold-down, removable, interchangeable (right/left)
- Locking handle incorporated into the thickness of the sideboards
- Front face, usable interior height 450 mm, 450 mm usable, double wall top and bottom, thickness 2.6 mm, single wall, thickness 3.5 mm in the centre
- Cab Protect with aluminium mesh diameter 5 mm with frame in extruded profiles, removable and without top cap
- Aluminium rear door, height 450 mm, double wall top and bottom, thickness 2.8 mm, single wall, thickness 3.5 mm in the centre, automatic opening by cam of 15° (doorway 520 mm)
- Rubber opening stops on sideboards and rear door
- Rear pillars in galvanised steel, thickness 3 mm, removable, with tightening fixing bolt and conical fitting
- Polypropylene fender flares with supports in unwrought aluminium
- Approved aluminium side protection, black powder paint
- Nickel Zinc treated bolts (5 times more resistant than standard galvanising)
- Tipping on aluminium spherical bearings and clevis, contact on elastomer
- Locking pins in Nickel Zinc treated steel with code (preventing any false manoeuvre)
- Outer frame adapted to lashing
- Short dumping overhang: 340 mm

### **SUBFRAME**

- Aluminium profile tipper, thickness 4.5 to 12 mm
- Tipping by COMPASS CYLINDER (no overhang under the subframe)
- Rear tipping angle of 48° and laterally 45°
- Electrically driven pump unit, 12 or 24 volts depending on the vehicle
- Tank 3 litres
- Hydraulic pressure 320 bars
- Wired remote control in cab

### **FINISH**

- Shot blasting + 60 µm powder primer + 60 µm powder paint

### **SAFETY**

- Safety solenoid valve on cylinder
- Circuit breaker
- Safety stand
- Double safety device on the sideboard handles
- Double safety device on the upper door hinges

**Not available for chassis widths 700 and 740 mm**



# DROPSIDE

## MODEL 55\*

ALUMIN-  
IUM

MIXED  
ALUMIN-  
IUM

STEEL



*\*Up to 5T5 GVWR*



1

### Robustness

Identical mechanical resistance to that of the steel dropside



2

### Payload

Additional 114 kg for a 3260 mm aluminium dropside compared with its steel equivalent



3

### Robustness: front face

The front face is welded to the dropside



4

### Prevention of knocks

Sideboard and door bumper



5

### Resistance and watertightness

Boxed sideboard with watertight lip



6

### Loading safety


Possibility of strapping on the outer frames and attachment for net incorporated into the sideboard



7

### Long life

Conical pillars with clamping screw and top hinge with double safety device



8

### Optimum visibility

Compact: no top cap, optional load stops



9

### Fuel savings

0.5 L/100 km fuel saving compared with its steel equivalent

# DROPSIDE

## MODEL 55



ALUMIN-  
IUM

MIXED  
ALUMIN-  
IUM

STEEL


### BODYWORK

- Dropside platform in high quality aluminium sheet: 5083 H111 thickness 4 mm
- Aluminium U side members and transverse spacers
- Sideboards in tubular aluminium profile, height 350 mm, thickness 2.8 mm, fold-down and removable, interchangeable (right/left)
- 2x2 sides from 4060 mm
- Front face , height 450 mm, thickness 2.8 mm
- Cab Protect with aluminium mesh diameter 5 mm with frame in extruded profiles, removable and without top cap
- Aluminium rear door, height 350 mm, thickness 2.8 mm
- Rubber opening stops on sideboards and rear door
- Rear pillars in aluminium, thickness 4 mm, removable, with adjustable fixing bolt and straight fitting
- Polypropylene fender flares with supports in unwrought aluminium
- Approved aluminium side protection, black powder paint
- Zinc Nickel treated bolts (5 times more resistant than standard galvanising)
- Outer frame adapted to lashing



## **FINISH**

- Shot blasting + 60 µm zinc powder primer + 60 µm powder paint





*Mixed Aluminium Version*

# REAR TIPPER

## MODEL 55\*

ALUMIN-  
IUM

MIXED  
ALUMIN-  
IUM

STEEL



*\*Up to 5T5 GVWR*

Video available at  
[www.jpm-group.com](http://www.jpm-group.com)





1

### Robustness

Identical mechanical resistance to that of the steel tipper



2

### Payload

Additional 196 kg for a 3260 mm aluminium tipper compared with its steel equivalent



3

### High tipping capacity

4T4 for a 3260 mm tipper  
(load uniformly distributed)



4

### Double safety handle

Boxed sideboard with sealing lip, large surface for stickers



5

### Resistance and watertightness

Boxed sideboard with sealing lip, large surface for stickers



6

### Optimised hinge

Stops travel for the sideboard



7

### Long life

Conical pillars with clamping screw and top hinge with double safety device



8

### Optimum visibility

Compact: no top cap, optional load stops



9

### Reliability of door opening

Direct connection between tipper and hook



10

### No lubrication

Self-lubricating ring

# REAR TIPPER

## MODEL 55



### BODYWORK

- Tipper platform in high quality aluminium sheet: 5083 H16 thickness 3.5 mm
- Side members in extruded box-sections, thickness 3 mm, height 120 or 140 mm (depending on length) and outer frames in box-sections, thickness 3.5 mm, under the load surface
- Sideboards in extruded aluminium profile, height 400 mm (385 mm interior), double wall top and bottom, thickness 2.8 mm, single wall, thickness 3.5 mm in the centre, fold-down, removable, interchangeable (right/left)
- Locking handle incorporated into the thickness of the sideboards
- Front face, interior usable height 450 mm, double wall top and bottom, thickness 2.6 mm, single wall, thickness 3.5 mm in the centre
- Cab protection in galvanised steel, with mesh (4.5 mm section), removable and without top cap
- Aluminium rear door, height 450 mm, double wall top and bottom, thickness 2.8 mm, single wall, thickness 3.5 mm in the centre, automatic opening by cam of 15° (doorway 520 mm)
- Rubber opening stops on sideboards and rear door
- Rear pillars in galvanised steel, thickness 3 mm, removable, with tightening fixing bolt and conical fitting
- Polypropylene fender flares with supports in unwrought aluminium
- Approved aluminium side protection, black powder paint
- Zinc Nickel treated bolts (5 times more resistant than standard galvanising)
- Tipping shaft without lubrication
- Outer frame adapted to lashing
- Short dumping overhang: 250 mm



## **SUBFRAME**

- S355 steel tipper, thickness 4 mm
- Tipping by 3 or 4 expansion cylinder depending on length
- 48° tipping angle
- Electrically driven pump unit, 12 or 24 volts depending on the truck
- Tank 7 litres
- Hydraulic pressure 180 bars
- Wired remote control in cab

## **FINISH**

- Galvanised elements: Steel sheet + 10 µm galvanisation + Shot blasting + 60 µm powder primer + 60 µm powder paint
- Non-galvanised elements: DKP metal sheet + Degreasing + Shot blasting + 60 µm powder primer + 60 µm powder paint

## **SAFETY**

- Safety solenoid valve on cylinder
- Circuit breaker
- Safety stand
- Double safety device on the sideboard handles
- Double safety device on the upper door hinges



# REMOVABLE TIPPER

## MODEL 55\*



ALUMIN-  
IUM

MIXED  
ALUMIN-  
IUM

STEEL



*\*Up to 5T5 GVWR*

Video available at  
[www.jpm-group.com](http://www.jpm-group.com)





1

### Robustness

Identical mechanical resistance to that of the steel tipper and no risk of rust



6

### Prevention of knocks

Sideboard and door bumper



2

### Payload

Additional 260 kg for a 3260 mm removable tipper compared with its steel equivalent



7

### Long life


Conical pillars with clamping screw and top hinge with double safety device



3

### Safety

Patented anti-theft device which fixes on the cradle hook.



8

### Optimum visibility

Compact: no top cap, optional load stops



4

### Facilitated dumping

In addition to 2 leaves the universal door has manual unlocking towards the bottom



9

### Secure loading

Possibility of strapping on the outer frame



5

### Aluminium sideboard with watertight lip

When closing the lip settles onto the platform thus ensuring better containment of fine loads



10

### Fuel savings

0.5 L/100 km fuel saving compared with its steel equivalent

# REMOVABLE TIPPER

## MODEL 55



### BODYWORK

- MAX. load capacity: 3 T
- Tipper platform in high quality aluminium sheet: 5083 H111 thickness 4 mm
- Longitudinal reinforcement spacers
- Sideboards in tubular aluminium profile, height 350 mm, thickness 2.8 mm, fold-down, removable, interchangeable right/left
- Integrated closing of sideboards
- Front face, height 450 mm, thickness 2.8 mm
- Cab protection in galvanised steel, with mesh (4.5 mm section), removable and without top cap
- Aluminium rear door, height 450 mm, thickness 2.8 mm, 2 leaves and bottom unhooking by manual unlocking
- Stops on sideboards and rear door
- Rear pillars in galvanised steel, thickness 3 mm, removable, with adjustable fixing bolt and conical fittings
- 2 rear rolls in aluminium fitted on self-lubricating ring (no greasing)

### **CRADLE**

- Y-shaped side members, height 120 mm, thickness 8 mm
- Centre distance 850 or 1060
- Hook height 920 mm
- Exterior and interior locking

### **FINISH**

- Shot blasting + 60 µm powder primer + 60 µm powder paint

### **SAFETY**

- Anti-theft device to be padlocked
- STEEL gripper axis diameter 30 welded on a steel pro



# DROPSIDE - WOOD PLATFORM

## MODEL 55\*



ALUMIN-  
IUM

MIXED  
ALUMIN-  
IUM

STEEL



*\*Up to 5T5 GVWR*

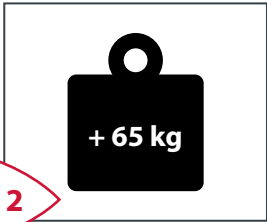




1

### Robustness

Front face welded to the dropside



2

### Payload

Additional 65 kg for a 3260 mm aluminium dropside with wood platform compared with its steel equivalent



3

### Box sectioning of the sideboard


Rigidity of the anodised aluminium sideboards



4

### Prevention of knocks

Sideboard and door bumper



5


### Robustness

Robotised MIG bead welding



6

Lashing on the outer frame



7

### Optimum visibility

Compact: no top cap, optional load stops



8

### FUEL SAVINGS

0.5 L/100 km fuel saving compared with its steel equivalent

# DROPSIDE - WOOD PLATFORM

## MODEL 55




### BODYWORK

- Aluminium side members, thickness 4 mm
- Aluminium structure, thickness 3 mm
- Multi-ply wood platform, thickness 15 mm, non-skid surface, phenolic resin treatment
- Platform screwed onto 60 mm U-shaped crossbeams, crossbeams spaced at 440 mm intervals
- Retractable lashing rings (TÜV 800 DaN certified) incorporated into the edge, steel, spaced at 880 mm
- Aluminium front face, height 450 mm, welded to the platform
- Aluminium rear pillars, removable, with straight fitting
- Anodised aluminium sideboards, thickness 25 mm, fold-down, removable, interchangeable, height 400 mm
- Locking handles incorporated into the ends of the sideboards
- Anodised aluminium rear door, height 400 mm
- Cab Protect with aluminium mesh diameter 5 mm with frame in extruded profiles, removable and without top cap
- Polypropylene fender flares with supports in unwrought aluminium
- Approved aluminium side protection, black powder paint
- Zinc Nickel treated bolts (5 times more resistant than standard galvanising)

## **FINISH**

- Anodised aluminium sideboards
- Aluminium elements: Shot blasting + 60 µm powder primer + 60 µm powder paint





*Steel version*



## GalvaZ: the anti-corrosion treatment for all JPM steel bodywork

- The most effective treatment against corrosion
- Impact- and scratch-resistant
- Suitable for seaside areas or salted roads
- Salt Spray Resistance 2000 h





# GalvaZ

=

**ZMA galvanised  
steel sheet**

+

**Copper-aluminium  
welding**

+

**Shot-blasting**

+

**Powder primer**

+

**Powder paint**

The metal sheet is treated on a standard hot galvanisation line, plunged into a fusion bath, in which the metal composition of the zinc contains 3.5% aluminium and 3% magnesium. This magnesium allows the creation of a stable, durable layer on the entire surface and [guarantees anti-corrosion protection that is much more effective than standard hot galvanisation](#). It also offers a self-repairing protection of the layers. If there is an impact, the metal sheet remains treated. This is the most suitable coating for aggressive environments such as seaside areas and salted roads.

## [Non-corrodible welding](#)

Innovative welding process with great stability.

The shot-blasting guarantees the adherence of the paint with controlled deterioration of the galvanisation. The roughness index is 6.2.  
After shot-blasting the thickness of the galvanisation is 8 µm without alteration of the galvanisation in the box sections.

Minimum 60 µm layer.

Thermosetting epoxy resin powder with 30% zinc and 12% titanium dioxide.

Long-lasting anti-corrosion protection.

Minimum 60 µm layer.

Paint: thermosetting epoxy resin powder.

Resistant to impacts and scratches.


# REAR TIPPER

## MODEL 55\*

ALUMIN-  
IUM

MIXED  
ALUMIN-  
IUM

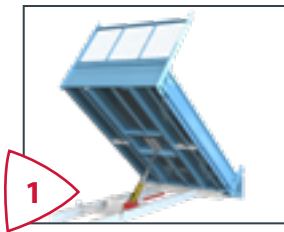
STEEL



*\*Up to 5T5 GVWR*

Video available at  
[www.jpm-group.com](http://www.jpm-group.com)





1

**GalvaZ**  
Anti-corrosion treatment



6

**Prevention of knocks**  
Bumpers on sideboards



2

**Robustness**  
Robotised MIG bead welding




7

**Reliability of door opening**  
Direct connection between tipper and hook



3

**High tipping capacity**  
4T1 for a 3260 mm tipper  
*(load uniformly distributed)*




8

**Optimum visibility**  
Compact: no top cap, optional load stops




4

**Long life**  
Conical pillars



9

**Large surface for stickers**



5

**Resistance and watertightness**  
Boxed sideboard with watertight lip



10

**No lubrication**  
Self-lubricating ring

# REAR TIPPER

## MODEL 55



ALUMIN-  
IUM

MIXED  
ALUMIN-  
IUM

STEEL

### BODYWORK

- Tipper platform in galvanised steel sheet HX500, thickness 3 mm
- Rectangular tube side members, height 120 or 140 mm (depending on cylinder) and longitudinal spacers
- Sideboards in galvanised steel H350ZMA, height 350 mm, thickness 2 mm, fold-down, removable, interchangeable right/left
- Side panel lifting aid from length 4060 mm upwards
- Integrated closing of sideboards
- Steel front face H350ZMA, height 450 mm, thickness 2 mm
- Cab protection in galvanised steel, with mesh (4.5 mm section), removable and without top cap
- Rear door in galvanised steel H350ZMA, height 450 mm, thickness 2 mm, automatic opening by cam at 15° (doorway 520 mm)
- Rubber opening stops on sideboards and rear door
- Rear pillars in galvanised steel, thickness 3 mm, removable, with adjustable fixing bolt and conical fittings
- Polypropylene fender flares with supports in unwrought aluminium
- Approved aluminium side protection, black powder paint
- Zinc Nickel treated bolts (5 times more resistant than standard galvanising)
- Tipping shaft without lubrication (self-lubricating ring)
- Short dumping overhang: 250 mm
- Outer frame adapted to lashing

## **SUBFRAME**

- S355 steel tipper, thickness 4 mm
- Tipping by 3 or 4 expansion cylinder depending on length
- 48° tipping angle
- Electrically driven pump unit, 12 or 24 volts depending on the vehicle
- Tank 7 litres
- Hydraulic pressure 180 bars
- Wired remote control in cab

## **FINISH**

- Galvanised elements: Steel sheet + 10 µm galvanisation + Shot blasting + 60 µm epoxy powder primer + 60 µm powder paint
- Non-galvanised elements: DKP metal sheet + Degreasing + Shot blasting + 60 µm powder primer + 60 µm powder paint

## **SAFETY**

- Safety solenoid valve on cylinder
- Circuit breaker
- Safety stand
- Double safety device on the upper door hinges



# REAR TIPPER

## MODEL 75\*

ALUMIN-  
IUM

MIXED  
ALUMIN-  
IUM

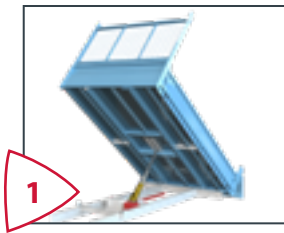
STEEL



*\*From 5T6 to 7T5 GVWR*

Video available at  
[www.jpm-group.com](http://www.jpm-group.com)






1

**GalvaZ**  
Anti-corrosion treatment



6

**Prevention of knocks**  
Stops on sideboards



2

**Robustness**  
Robotised MIG bead welding




7

**Reliability of door opening**  
Direct connection between tipper and hook



3

**High tipping capacity**  
7T1 for a 3260 mm tipper  
*(load uniformly distributed)*



8

**Optimum visibility**  
Compact: no top cap, optional load stops



4

**Long life**  
Conical pillars



9

**Large surface for stickers**



5

**Resistance and watertightness**  
Boxed sideboard with watertight lip



10

**No lubrication**  
Self-lubricating ring



# REAR TIPPER

## MODEL 75



### BODYWORK

- Tipper platform in steel sheet HX500, thickness 4 mm
- Rectangular tube side members, height 160 mm and longitudinal spacers
- Sideboards in galvanised steel S350, height 400 mm, thickness 2 mm, fold-down, removable, interchangeable right/left
- Side panel lift aid from length 3660 mm upwards
- Integrated closing of sideboards
- Steel front face S355, height 450 mm, thickness 2 mm
- Cab protection in galvanised steel, with mesh (4.5 mm section), removable and without top cap
- Rear door in steel S355, height 450 mm, thickness 2 mm, automatic opening (doorway 520 mm)
- Rubber opening stops on sideboards and rear door
- Rear pillars in galvanised steel, thickness 3 mm, removable, with adjustable fixing bolt and conical fittings
- Polypropylene fender flares with support in unwrought aluminium
- Approved double bar aluminium side protection, black powder paint
- Zinc Nickel treated bolts (5 times more resistant than standard galvanising)
- Tipping shaft without lubrication (self-lubricating ring)
- Short dumping overhang: 250 mm
- Outer frame adapted to lashing

## SUBFRAME

- Tipper in S355 steel
- 5 mm thick side members, reinforced wings
- Tipping by 3 or 4 expansion cylinder depending on length
- Tipping capacity depending on length: 6 T (minimum)
- 48° tilt angle
- Electrically driven pump unit, 12 or 24 volts depending on the vehicle
- Tank 12 litres
- Hydraulic pressure 180 bars
- Wired remote control in cab

## FINISH

- Galvanised elements: Steel sheet + 10 µm galvanisation + Shot blasting + 60 µm epoxy powder primer + 60 µm powder paint
- Non-galvanised elements: DKP metal sheet + Degreasing + Shot blasting + 60 µm powder primer + 60 µm powder paint

## SAFETY

- Safety solenoid valve on cylinder
- Circuit breaker
- Safety stand



# REMOVABLE TIPPER

## MODEL 55\*



ALUMIN-  
IUM

MIXED  
ALUMIN-  
IUM

STEEL



*\*Up to 5T5 GVWR*

Video available at  
[www.jpm-group.com](http://www.jpm-group.com)

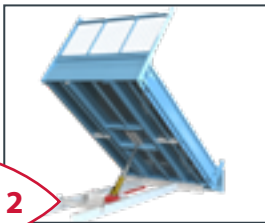




1

### Robustness

Longevity of JPM steel bodywork



2

### GalvaZ

Anti-corrosion treatment



3

### Safety

Patented anti-theft device which fixes on the cradle hook.



4

### Facilitated dumping

In addition to 2 leaves the universal door has manual unlocking towards the bottom



5

### Aluminium sideboard with watertight lip

When closing the lip settles onto the platform thus ensuring better containment of fine loads



6

### Prevention of knocks

Sideboard and door bumper



7

### Long life

Conical pillars with clamping screw and top hinge with double safety device



8

### Optimum visibility

Compact: no top cap, optional load stops



9

### Secure loading

Possibility of strapping on the outer frame



10

### Large surface for stickers

Maximum legibility of visuals

# REMOVABLE TIPPER

## MODEL 55



### BODYWORK

- MAX. load capacity: 5 T
- Tipper platform in steel sheet HX500, thickness 3 mm
- Longitudinal reinforcement spacers
- Sideboards in steel H350ZMA, height 350 mm, thickness 2 mm, fold-down, removable, interchangeable right/left
- Integrated closing of sideboards
- Steel front face H350ZMA, height 450 mm, thickness 2 mm
- Ladder rack in galvanised steel, with mesh (4.5 mm section), removable and without top cap
- Rear door in steel H350ZMA, height 450 mm, thickness 2 mm, 2 leaves and bottom unhooking by manual unlocking
- Stops on sideboards and rear door
- Rear pillars in galvanised steel, thickness 3 mm, removable, with adjustable fixing bolt and conical fittings
- 2 rear rolls in aluminium fitted on self-lubricating ring (no greasing)

## CRADLE

- IPE 140 side members
- Centre distance 850 or 1060
- Hook height 920 mm
- Gripper axis diameter 30 welded on tubular structure 120 x 60
- Exterior locking

## FINISH

- Galvanised elements: Steel sheet + 10 µm galvanisation + Shot blasting + 60 µm powder primer + 60 µm powder paint
- Non-galvanised elements: DKP metal sheet + Degreasing + Shot blasting + 60 µm powder primer + 60 µm powder paint

## SAFETY

- Anti-theft device to be padlocked



# DROPSIDE

## MODEL 55\*

ALUMIN-  
IUM

MIXED  
ALUMIN-  
IUM

STEEL



*\*Up to 5T5 GVWR*

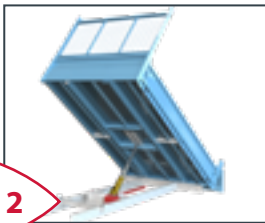




1

### Robustness

Identical mechanical resistance to that of the steel dropside



2

### GalvaZ

Anti-corrosion treatment



3

### Robustness: front face

The front face is welded to the dropside



4

### Prevention of knocks

Sideboard and door bumper



5

### Resistance and watertightness

Boxed sideboard with watertight lip



6

### Loading safety


Possibility of strapping on the outer frames and attachment for net incorporated into the sideboard



7

### Long life

Conical pillars with clamping screw and top hinge with double safety device



8

### Optimum visibility

Compact: no top cap, optional load stops

# DROPSIDE

## MODEL 55



### BODYWORK

- Dropside platform in steel sheet S355, thickness 3 mm
- U side members in steel S355, thickness 4 mm and transverse spacers
- Sideboards in steel H350ZMA, height 350 mm, thickness 2 mm, fold-down, removable, interchangeable right/left
- Side panel lifting aid from length 4060 mm upwards
- Integrated closing of sideboards
- Steel front face H350ZMA, height 450 mm, thickness 2 mm
- Cab protection in galvanised steel, with mesh (4 mm section), removable and without top cap
- Steel H350ZMA rear door, height 350 mm
- Rubber opening stops on sideboards and rear door
- Rear pillars in galvanised steel, thickness 3 mm, removable, with adjustable fixing bolt and straight fitting
- Polypropylene fender flares with supports in unwrought aluminium
- Approved aluminium side protection, black powder paint
- Zinc Nickel treated bolts (5 times more resistant than standard galvanising)
- Outer frame adapted to lashing

## **FINISH**

- DKP metal sheet + Shot blasting + 60 µm zinc powder primer + 60 µm powder paint



# REAR TIPPER

Interior length (in mm)	Steel Tipper 55		Steel Tipper 75		Mixed aluminium tipper		Aluminium tipper	
	Bodywork weight (in kg)	Tipping capacity (in metric tons)	Bodywork weight (in kg)	Tipping capacity (in metric tons)	Bodywork weight (in kg)	Tipping capacity (in metric tons)	Bodywork weight (in kg)	Tipping capacity (in metric tons)
1660	-	-	-	-	288	3.42	268	3.42
1760	-	-	-	-	294	3.13	274	3.13
1860	-	-	-	-	300	2.88	280	2.88
1960	-	-	-	-	307	2.66	286	2.66
2060	-	-	-	-	320	2.48	295	2.48
2160	423	3.56	-	-	326	2.31	301	2.31
2260	442	3.33	-	-	332	2.16	307	2.16
2360	461	3.13	-	-	339	2.03	314	2.03
2460	480	6.06	653	10.4	357	6.36	331	6.36
2560	500	5.74	667	9.8	363	6.04	336	6.04
2660	519	5.45	678	9.3	369	5.75	342	5.75
2760	525	5.18	691	8.9	371	5.48	348	5.48
2860	537	4.94	703	8.5	380	5.23	354	5.23
3010	556	4.6	722	7.9	388	4.90	363	4.90
3160	574	4.31	741	7.4	400	4.60	372	4.60

## Weight & tipping capacity

Interior length (in mm)	Steel Tipper 55		Steel Tipper 75		Mixed aluminium tipper		Aluminium tipper	
	Bodywork weight (in kg)	Tipping capacity (in metric tons)	Bodywork weight (in kg)	Tipping capacity (in metric tons)	Bodywork weight (in kg)	Tipping capacity (in metric tons)	Bodywork weight (in kg)	Tipping capacity (in metric tons)
<b>3260</b>	587	4.13	753	7.1	406	4.42	378	4.42
<b>3360</b>	604	3.96	766	6.9	412	4.25	384	4.25
<b>3460</b>	611	3.8	778	6.6	418	4.09	389	4.09
<b>3560</b>	628	3.65	791	6.4	424	3.94	395	3.94
<b>3660*</b>	645	5.26	805	7.9	432	3,79	401	3,79
<b>3760</b>	664	5.07	818	7.6	-	-	-	-
<b>3860</b>	680	4.9	830	7.4	-	-	-	-
<b>3960</b>	698	4.73	843	7.1	-	-	-	-
<b>4060</b>	715	4.58	855	6.9	-	-	-	-
<b>4160</b>	733	4.43	868	6.7	-	-	-	-
<b>4260</b>	750	4.29	886	6.5	-	-	-	-
<b>4360</b>	768	4.15	898	6.3	-	-	-	-
<b>4460</b>	785	4.02	911	6.1	-	-	-	-
<b>4510</b>	803	3.9	923	6	-	-	-	-

\*Length 3660 mm only available for Peugeot Boxer, Citroën Jumper, Fiat Ducato, Opel Movano X250 (Vauxhall) and Fort Transit with single wheels for aluminium tipper and aluminium tribody bodies.

Weight given as an example

# THREE-WAY TIPPER

Interior length (in mm)	Enterprise Aluminium Three-way Tipper	
	Bodywork weight (in kg)	Tipping capacity (in metric tons)
2560	405	6.54
2660	411	6.20
2760	417	5.89
2860	423	5.60
3010	432	5.22
3160	440	4.89
3260	446	4.69
3360	452	4.50
3460	458	4.32
3560	464	4.16
3660*	470	4

\*Length 3660 mm only available for Peugeot Boxer, Citroën Jumper, Fiat Ducato, Opel Movano X250 (Vauxhall) and Fort Transit with single wheels for aluminium tipper and aluminium tribody bodies.

*Weight given as an example*

# DROPSIDE

Weight (in kg)

Length (in mm)	Steel Dropside	Aluminium Dropside	Aluminium Dropside, Wood Platform
2500	366	200	188
2600	373	206	193
2700	380	212	199
2800	395	218	204
2900	402	224	210
3050	413	233	218
3200	424	242	226
3300	439	248	232
3400	446	254	237
3500	454	260	243
3600	461	266	248
3700	476	272	254
3800	484	278	259
3900	491	284	265
4000	498	290	270
4100	513	296	276
4200	520	302	281
4300	528	308	287
4400	535	314	292
4500	549	320	298
4600	557	326	303



# REMOVABLE TIPPER

Weight (in kg)

Interior length (in mm)	Removable Steel Tipper	Mixed Aluminium Removable Tipper
2460	469	243
2560	480	249
2660	490	254
2760	501	259
2860	511	264
3010	526	272
3160	542	280
3260	552	285
3360	563	290
3460	573	296
3560	583	301
3660	594	306
3760	604	311
3860	615	317
3960	625	322
4060	635	327
4160	646	332

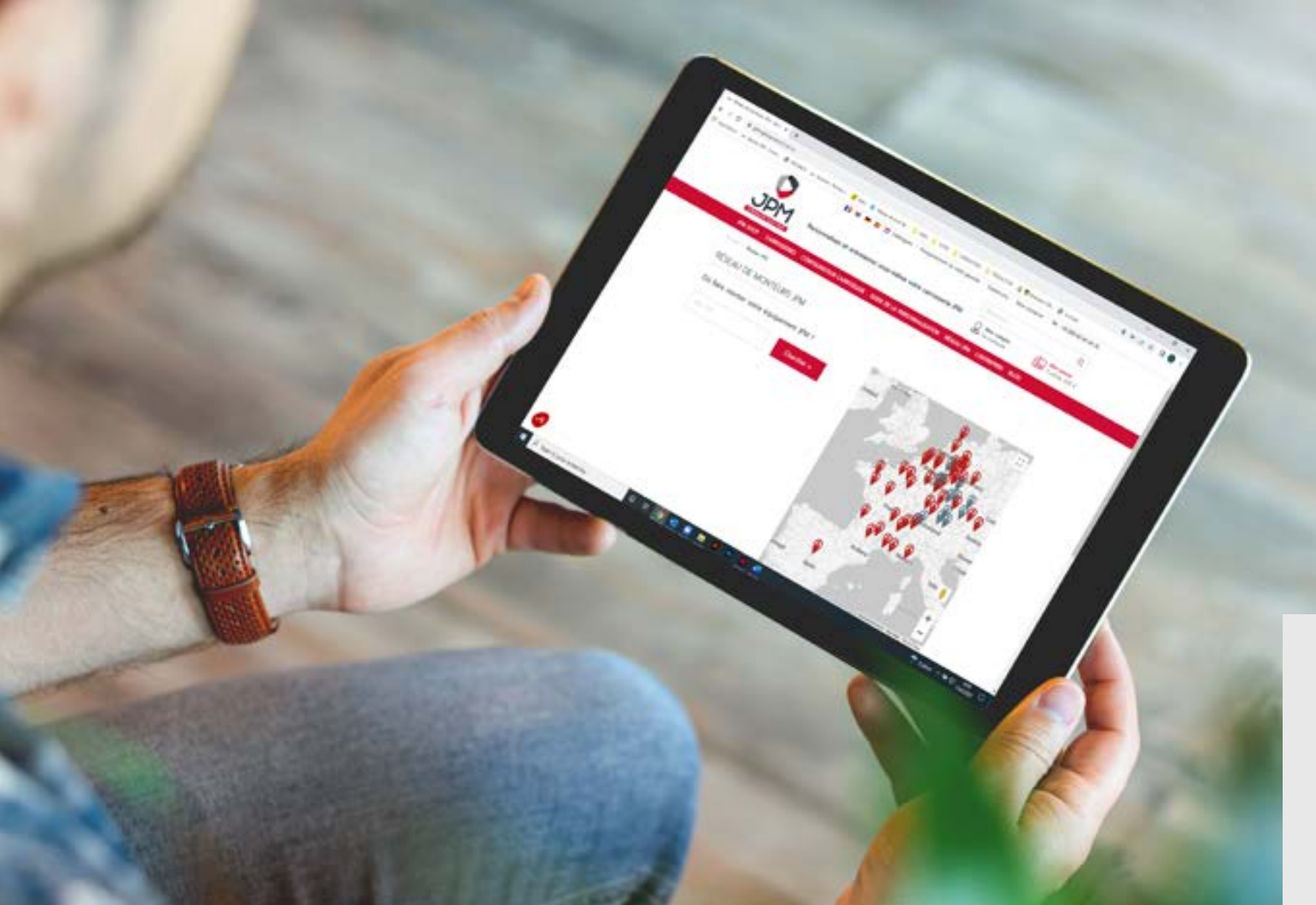


**JPM** SERVICE 

---

## Essential peace of mind when you are working!

- *A local distribution network*
- *3<sup>rd</sup> year of guarantee free*
- *Online sales of options and spare parts for your bodywork*
- *Bodywork configurator*
- *Quotation request, online After-Sales Service, etc.*



# DISTRIBUTION NETWORK

---

Take advantage of a local JPM network in **Europe!**

Find the coach builder nearest to you on

[www.jpm-group.com](http://www.jpm-group.com)



---

Tips

---



---

Assembly


---



---

Maintenance

---



**UNE TROISIÈME ANNÉE DE GARANTIE GRATUITE ?**  
A 3rd year of guarantee for free ?

**Après enregistrement de votre carrosserie !**  
After registration of your conversion !



**www.jpm-group.com**

**Rubrique «Enregistrement de ma garantie»**  
Section «Registration of your guarantee»



## 3<sup>RD</sup> YEAR OF GUARANTEE FREE

---

Register your new bodywork on [www.jpm-group.com](http://www.jpm-group.com)

to enjoy a **third year of guarantee free!**

And up to **5 years' guarantee** for your bodywork...



### GARANTIE 2 ANS

---

On purchasing  
your bodywork

---

### GARANTIE 3 ANS

---

3<sup>rd</sup> year free after  
registering your  
bodywork


---

### GARANTIE 5 ANS

---

JPM offers a  
2-year additional  
guarantee  
extension

---



# BODYWORK CONFIGURATOR

---

A real Bodywork Configurator to be seen at  
[www.jpm-group.com](http://www.jpm-group.com)



---

Determine  
the length your  
bodywork

---



---

Define your chassis

---



---

Find out the  
payload of your  
truck

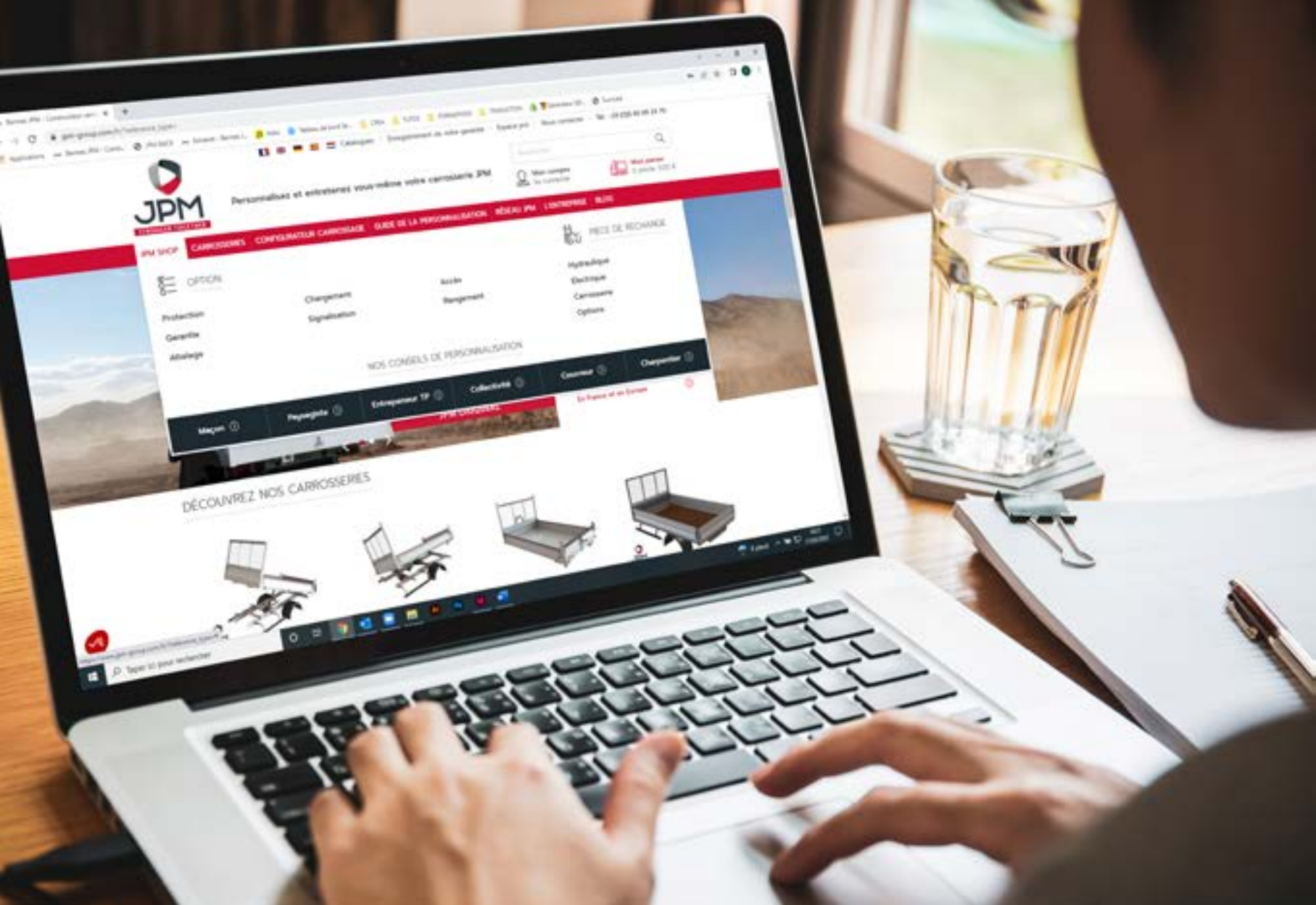
---



---

Receive your  
quotation

---



# CUSTOMISABLE BODYWORK

---



Online sales of options and spare parts at

[www.jpm-group.com](http://www.jpm-group.com)

Customisable, self-maintaining bodywork



---

Satisfied or  
refunded

---



---

Original JPM  
parts

---



---

Free delivery

---



**JPM**  
**ORIGINAL**

---

It is not just a JPM Original body...  
**...It's your work tool!**






# LANDSCAPE GARDENING

## • Storage

Tool-holder - 3 tools



A - p.133

Strap storage box



B - p.141

## • Work site securing

Cone holder



p.126


Triangle - 2 flashing lights



p.129







## • Load securing

Lashing rings



C - p.106

Net




p.121

Load stop



D - p.109

Rear beam rack



E - p.113

## • Coupling

Triva Entreprise



F - p.157

## • Door

Easydoor



G - p.102



# GARDEN MAINTENANCE

## • Storage

Box with basket



A - p.134

Strap storage box



B - p.141

## • Work site securing

Cone holder



C - p.126

Zebra



p.127





## • Load securing

Side extensions



Rear extensions



## • Tipper access

Sliding step ladder



Access handle



## • Coupling

Triva Entrepriise



## • Door

Universal door





# PRUNING

## • Storage

Strap storage box




Stainless steel box



## • Work site securing

Cone holder



Triangle - 2 flashing lights





## • Load securing

Height adjustable protective roof



Side extensions



## • Tipper access

Sliding step ladder



Access handle



## • Coupling

Triva Entreprise



## • Door

Universal door





# CARPENTER ROOFER

## • Storage

Strap storage box



Stainless steel box



## • Work site securing

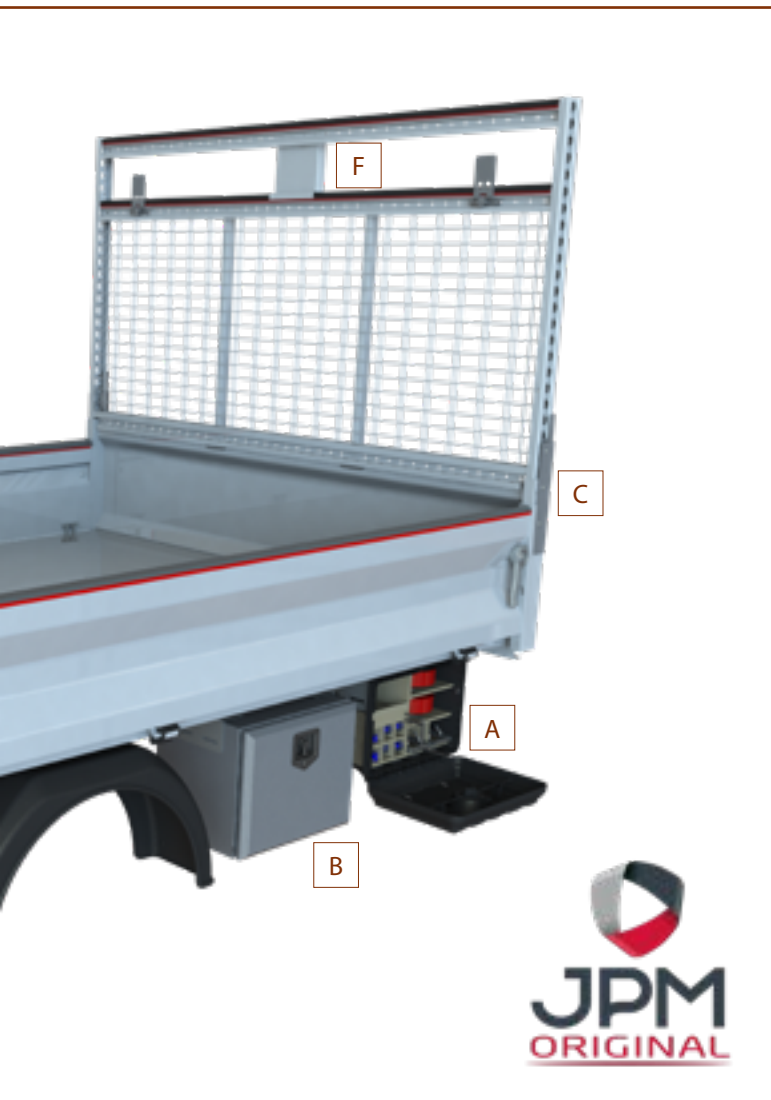
Cone holder



Triangle - 2 flashing lights







## • Load securing

Cab protection reinforcement



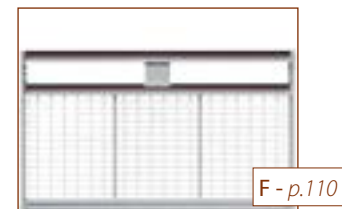
Lashing point



Rear beam rack



Additional bar



## • Coupling

Triva Entreprise



## • Door

Easydoor





# BUILDER


## • Storage

Box with basket



A - p.134

Tool-holder - 3 tools



B - p.133

## • Work site securing

Cone holder



p.126


Triangle - 2 flashing lights



p.129







## • Load securing

Cab protection reinforcement




Lashing rings



Load stop



Additional bar



## • Coupling

Triva Entreprise



## • Door

Universal door





# CIVIL ENGINEERING


## • Storage

Box with basket



A - p.134

Tool-holder - 3 tools



B - p.133

## • Work site securing

Cone holder




C - p.126

Triangle - 2 flashing lights



p.129






## • Load securing

### Cab protection reinforcement



### Lashing rings



### Load stop



### Additional bar



## • Coupling

### Triva TP



## • Door

### Easydoor





# LOCAL AUTHORITIES


## • Storage

Strap storage box



A - p.141

Tool-holder - 3 tool



p.133

## • Work site securing

Cone holder



B - p.126

Zebra



p.127





## • Load securing

Side extensions



Net



## • Tipper access

Sliding step ladder



Access handle



## • Coupling

Triva Entreprise



## • Door

Universal door





All our options,  
**for even more customisation...**





## 100|Doors

### Universal doors - Easydoor

#### 106|Load securing

Lashings - Load stops - Options for cab protection - Beam rack - Side extensions - Rear extensions - Height adjustable protective roof - Tipper net - Wireless remote control

#### 126|Work site securing

Cone holder - Zebra Class 1 - Zebra Class 2 - Triangle - Rotating flashing light

#### 132|Storage

Tool-holder - Behind cab storage locker - Accessories for behind cab storage locker - Locker under the tipper – Locker in the tipper - Strap storage box

#### 146|Tipper access

Sliding step ladder - Step - Access handle

#### 152|Protection

PVC protections - Light grilles

#### 156|Coupling

Triva TP - Triva Entreprise

#### 160|Safety

Reversing camera - Reversing noise generator



*Options*  
**Doors**

# Steel universal door

- 2-leaf door and automatic release
- Steel frame, thickness 4 mm
- Leaf height 450 mm in S355 steel, thickness 2 mm
- Closure by locking bar on the frame
- Safety lock on locking bar
- Hooks to hold leaves open
- Frame locking for tipping with the leaves open

• **Weight:**  
46 kg

• **Material:**  
Steel



Universal door

=



Door with automatic release

+



2-leaf door

# Aluminium universal door

- 2-leaf door and automatic release
- Aluminium frame
- Aluminium leaf height 450 mm, thickness 3 mm to 4 mm
- Closure by steel locking bar on the frame
- Safety lock on locking bar
- 2 hooks to hold leaves open
- Frame locking for tipping with the leaves open

- **Weight:**

35 kg

- **Material:**

Aluminium



Universal door

=



Door with automatic release

+



2-leaf door

# Easydoor door

- Door with automatic release and manual bottom opening
- Steel frame, thickness 4 mm
- Aluminium door leaf, height 400 mm
- Sideboard type handle closure
- Frame locking for tipping with the door leaf open

- **Weight:**

25.7 kg

- **Material:**

Mixed steel and aluminium



Easydoor

=



Automatic release door

+



Manual bottom opening door

*Find all our options on*  
**[www.jpm-group.com](http://www.jpm-group.com)**

## 100|Doors

Universal doors - Easydoor

## 106|Load securing

**Lashings - Load stops - Options for cab protection - Beam rack - Side extensions - Rear extensions - Height adjustable protective roof - Tipper net - Wireless remote control**

## 126|Work site securing

Cone holder - Zebra Class 1 - Zebra Class 2 - Triangle - Rotating flashing light

## 132|Storage

Tool-holder - Behind cab storage locker - Accessories for behind cab storage locker - Locker under the tipper – Locker in the tipper - Strap storage box

## 146|Tipper access

Sliding step ladder - Step - Access handle

## 152|Protection

PVC protections - Light grilles

## 156|Coupling

Triva TP - Triva Entreprise

## 160|Safety

Reversing camera - Reversing noise generator

*Options*

Load securing

# Lashing on cab protection


- Lashing for small equipment
- 4 rings for 25 mm strap or bungee
- Adjustable over the entire width of the cab protection
- Adaptable on cab protection without tools
- Resistance: 100 kg
- Standard, DIN 580
- Available in after-sales kit

- **Weight:**

0.4 kg

- **Material:**

Galvanised steel or aluminium





# Lashing on the steel tipper platform

- Retractable lashing rings
- To be integrated into the steel platform of the bodywork
- Resistance: 1 T
- Standard, EN12640 1000 daN
- Not available as after-sales kit - factory assembly only

- **Weight:**

1 kg

- **Material:**

Hot galvanised steel



# Lashing point

- Lashing for medium/large equipment
- Only adaptable without tools on JPM Original aluminium tipper
- Resistance 1000 daN
- Standard, EN12640
- Available in after-sales kit

• **Weight:**  
0.20 kg (part)

• **Material:**  
Steel  
*Zinc/Nickel treatment*



# Load stop



- Makes it possible to wedge and strap the load on the cab protection
- Set of 2 load stops - Can be clipped onto JPM cab protection
- Quick, easy assembly and dismantling with a simple thumb wheel
- To be positioned as required on the entire width of the cab protection
- Possibility of strapping (25 mm strap), resistance 500 daN
- JPM patented option
- Thickness: 25 mm
- Dimensions (l x w): 16.5 cm x 11 cm

- **Weight:**

0.74 kg

- **Material:**

Stainless steel



# Double bar for cab protection


- Take advantage of this additional bar for transporting long lengths (such as pipes) on a steel mesh ladder rack
- Makes it possible to extend the ladder rack by 250 mm
- Distance between the 2 bars: 165 mm

- **Weight:**

1 kg

- **Material:**

Stainless steel



# Reinforcement for the cab protection

## • Retention reinforcement for the cab protection


- Better protection of the cab when braking (XL standard for cab protection)
- In zinc, nickel treated steel and aluminium - thickness 3 to 4 mm
- Increased stability of the cab protection when under load
- Better connection of the cab protection to the front face
- Enables a 100 kg load increase compared with a standard cab protection
- Only adaptable on a steel mesh cab protection and new model JPM cab protection

### • Weight:

4.4 kg

### • Material:

Steel and aluminium



# Cab protection filling reinforced with polypropylene


- Transform your mesh ladder rack into a solid ladder rack
- Fast, easy installation without the use of tools, for only 12 kg more
- Very resistant, special grinding
- 3 polypropylene plates, thickness 10 mm
- 2 glazing stops in galvanised steel, stainless steel button

- **Weight:**

12 kg

- **Material:**

Polypropylene



# Rear beam rack

- Take advantage of this beam rack with adjustable height for transporting long lengths completely safely
- Incompatible with the rear extension
- Maximum load of 300 kg
- Adjustable height by single bolt

• **Weight:**

18 kg

• **Material:**

Steel



# Fold-down side extensions in aluminium planks

- Multiply your load volume with these extensions in aluminium planks
- Loading out of sight - Almost zero load losses
- Fold-down aluminium planks: ideal for side loading
- In double skin aluminium planks riveted on aluminium structure
- 300 mm articulation - Fixed part height 600 mm - Thickness 30 mm
- Tubular spacer bar at the rear between the two extensions

- **Weight:**

79 kg

*(for a tipper length  
of 3300 mm)*





# Straight side extensions in aluminium planks

- Multiply your load volume with these extensions in aluminium planks
- Loading out of sight - Almost zero load losses
- In double skin aluminium planks riveted on aluminium structure
- Height 900 mm - Thickness 30 mm
- Tubular spacer bar at the rear between the two extensions

- **Weight:**

76 kg

*(for a tipper length  
of 3300 mm)*



# Straight side extensions in perforated aluminium sheet

- Perforated metal sheet welded on a tubular frame
- Straight on the rear
- Thickness: 30 mm
- Hole diameter: 10 mm
- Spacer bar at the rear between the two extensions

- **Weight:**

54 kg

*(for a tipper length  
of 3300 mm)*




# Side extensions with cut-off corners in perforated aluminium sheet

- Perforated metal sheet welded on tubular frame
- Thickness 30 mm
- Hole diameter 10 mm

• **Weight:**

40 kg

*(for a tipper length  
of 3300 mm)*



# 2-leaf rear extensions in solid aluminium sheet

- 2-leaf rear extension
- In solid aluminium sheet
- Very robust due to the rear pillar common to the universal door
- No spacer bar = facilitated access to the tipper
- Universal door or Easydoor door compulsory

- **Weight:**

36 kg

*(for a tipper width  
2000 mm)*



# 2-leaf rear extensions in perforated aluminium sheet

- 2-leaf rear extension
- In perforated aluminium sheet
- Very robust due to the rear pillar common to the universal door
- No spacer bar = facilitated access to the tipper
- Universal door or Easydoor door compulsory

- **Weight:**

34 kg

*(for a tipper width  
2000 mm)*



# Height adjustable protective roof

- **Ideal for grinding and totally safe transport**
  - Cover in reinforced PVC material (640 g/m<sup>2</sup>) on cab protection side for better impact resistance and open-work (430 g/m<sup>2</sup>) for air to pass through on the rear door side
  - Easy, gas cylinder-assisted opening, handling by a single person even with the grinder coupled.
  - In open position, height on cab protection side: 800 or 900 mm (depending on the cab protection), Height on rear door side: 2000 mm
  - Supplied with a storage box that can be used for interior storage
  - Available for JPM tippers with lengths of 2800, 2900, 3050 ,3200, 3300, 3500 mm and width 2000 mm
- The tipper must be fitted with a universal door or Easydoor, mesh cab protection with polypropylene filling and side extensions in JPM aluminium planks height 900 mm
- Compatible with the 2-leaf rear extension
  - Incompatible with pick-up tippers, VW T6, Fuso Canter 6C

• **Weight:**

Structure: 33.5 kg

• **Material:**

Structure: raw aluminium



# Tipper net

- Secure your load using this extensible net capable of adapting to all load shapes
- Its synthetic fibre is tear-resistant = 30 mm mesh
- Supplied with 2 types of hook (pulleys and hooks) and a storage bag
- 6 mm bungee cord spliced on the periphery
- 20 polyamide pulleys - 20 aluminium rivets - 5 white plastic hooks

• **Weight:**  
Less than 1 kg

• **Material:**  
Synthetic



# Wireless remote control

- **Wireless radio control**
- Range 20 m
- Supplied with receiver to be wired
- 2 x LR03 batteries supplied





*Find all our options on*  
**[www.jpm-group.com](http://www.jpm-group.com)**

## 100|Doors

Universal doors - Easydoor

## 106|Load securing

Lashings - Load stops - Options for cab protection - Beam rack - Side extensions - Rear extensions - Height adjustable protective roof - Tipper net - Wireless remote control

## 126|Work site securing

**Cone holder - Zebra Class 1 - Zebra Class 2 - Triangle - Rotating flashing light**

## 132|Storage

Tool-holder - Behind cab storage locker - Accessories for behind cab storage locker - Locker under the tipper – Locker in the tipper - Strap storage box

## 146|Tipper access

Sliding step ladder - Step - Access handle

## 152|Protection

PVC protections - Light grilles

## 156|Coupling

Triva TP - Triva Entreprise

## 160|Safety

Reversing camera - Reversing noise generator

*Options*

Work site securing

# Cone holder

- Geomet treated steel cone holder
- Easy loading and unloading: pivoting outwards
- Equipped with 6 cones (height: 50 cm)
- Closure by pin, possibility of adding a padlock (not supplied)
- Holds 6 cones by a centring unit, adjustable to the number of cones transported
- Can be adapted with bolts on the subframe of the JPM bodywork

• **Weight:**  
10.5 kg

• **Material:**  
Geomet treated steel



# Zebra Class 1 (A)

- Ideal for signalling vehicles working on and near the roadway
- Specifically designed for vehicles operating at speeds of 50 to 90 km/h
- Effective distance: up to 100m
- Resistant to high-pressure washing
- Kit for one vehicle
- Class A approved

- **Material :**

- Special cast PVC film
- Reflective sticker



# Zebra Class 2 (B)

- Ideal for signalling on vehicles operating on and around the roadway
- Specific for emergency response vehicles on express routes and motorways
- Excellent performance with high angularity
- Effective distance: up to 500 m
- Resistant to high pressure washing
- Kit for one vehicle
- Class B approved

- **Material:**

- Special cast PVC film
- Reflective sticker



# Triangle with electric lift and 2 lights

- Universal signalling bar with electric lift triangle and 2 lights
- AK5 double-sided triangle, 74 mm lights
- Supplied with 6 m wiring harness, switch and fuse.
- Orange LED flashing light: lighting power flashing mode + rotating mode
- Switch in cab
- Approved in France



## Flashing light

- LED flashing light to stick on
- 12/24 V orange LED light
- Height 149 mm - Diameter 140 mm



## 100|Doors

Universal doors - Easydoor

## 106|Load securing

Lashings - Load stops - Options for cab protection - Beam rack - Side extensions - Rear extensions - Height adjustable protective roof - Tipper net - Wireless remote control

## 126|Work site securing

Cone holder - Zebra Class 1 - Zebra Class 2 - Triangle - Rotating flashing light

## 132|Storage

**Tool-holder - Behind cab storage locker - Accessories for behind cab storage locker - Locker under the tipper – Locker in the tipper - Strap storage box**

## 146|Tipper access

Sliding step ladder - Step - Access handle

## 152|Protection

PVC protections - Light grilles

## 156|Coupling

Triva TP - Triva Entreprise

## 160|Safety

Reversing camera - Reversing noise generator



*Options*  
**Storage**

*Options*  
**Storage**

# Tool-holder - 3 tools



- Tools accessible from the ground
- Storage for up to 3 tools (max. handle diameter 40 mm) - Dimensions 650 x 170 x 130 mm
- Handle protection with a red EPDM contact clip
- Single filament polyethylene bungee cord to hold tools perfectly
- Adaptable to JPM mesh, solid, and aluminium ladder racks
- Max. 3 tool-holders offset for an 1800 mm ladder rack
- Max. 3 tool-holders for a 2000 mm ladder rack

- **Weight:**

1.6 kg

- **Material:**

Brushed aluminium



# Behind cab storage locker

- The behind cab locker offers a large secure storage capacity!
- Available in steel or aluminium
- Door aperture 520 mm for width of boot 600 mm
- Door aperture 720 mm for width of boot 800 mm
- Recessed closures with lock, possibility of closure by padlock (padlock not included)
- Doors held open by gas cylinder
- No risk of stumbling when loading: smooth walls and locker bottom
- Lashing rings in each corner
- Storage box delivered with galvanised steel subframe extension

- **Steel:**  
Between 110 and 190 kg  
2 mm thick
- **Aluminium:**  
Between 70 and 110 kg  
3 mm thick

- Dimensions - l x w x h (en mm):

Locker Length 600 mm:

600 x 800 x 1800  
600 x 800 x 2000  
600 x 1150 x 2000  
600 x 1300 x 1800  
600 x 1300 x 2000  
600 x 1500 x 2000

Locker Length 800 mm:

800 x 800 x 1800  
800 x 800 x 2000  
800 x 1150 x 2000  
800 x 1300 x 1800  
800 x 1300 x 2000  
800 x 1500 x 2000

600 x 800 x 1700  
600 x 1300 x 1700 ) *Only available in steel*



# Shelves for behind cab locker

This shelving will increase your storage capacity in the locker

- All birch plywood - Thickness 12 mm - Max. load per shelf: 35 kg
- One non-slip face made up of small crosses 220 g/m<sup>2</sup> - Edges treated with acrylic paint
- Smooth opposite face with dark brown film 120 g/m<sup>2</sup>
- Possibilities:
  - one shelf on the locker height 800 mm
  - 2 shelves for the locker height 1300 mm
  - 3 shelves for the locker height 1500 mm

• **Weight:**

10 kg

• **Material:**

Plywood



# Mat for shelf or basket

- Perforated non-slip mat
- To be positioned in the basket, in the bottom of the locker or on a shelf
- Perforated non-slip mat
- Thickness 16 mm
- Mat in 2 sections along the length

- **Weight:**  
Between 2.6 and 2.8 kg
- **Material:**  
Natural rubber



# Mesh basket on the behind cab storage locker

- This mesh basket keeps the tools you use most often close to hand.
- Additional storage above the boot
- Height: 2500 mm
- Hole diameter 10 mm
- Perforated aluminium basket for JPM luggage compartment
- Bolted to the top of the cab back box
- For boot dimensions : 600 x 1800, 600 x 2000 and 800 x 2000
- Not compatible with a 1500 mm high boot

• **Weight:**

12 kg

• **Material:**

Aluminium





# Polyurethane locker under the tipper

- This locker offers a new secure, hermetically sealed storage space
- Fixed in the vehicle's wheelbase
- Locker locked by a key - makes it possible to store your equipment with peace of mind
- Supplied with fixing supports
- Dimensions (mm):
  - L500 x H400 x D370 (N1 and N2 approved)
  - L500 x H350 x D300 (N1 and N2 approved)
  - L700 x H330 x D350 (only N1 approved)

- **Weight:**

7 kg

- **Material:**

Polyurethane



# Stainless steel locker under the tipper

- This locker offers a new secure, hermetically sealed storage space
- Fixed in the vehicle's wheelbase
- Locker locked by a key - makes it possible to store your equipment with peace of mind
- Supplied with fixing supports
- Dimensions (mm):
  - L500 x H400 x P370
  - L700 x H400 x P370

- **Weight:**

6 kg

- **Material:**

Stainless steel



# Strap storage box

- Locker In polyurethane - dimensions: L200 x H150 x D120 mm
- Fitted with 4 x 25 mm straps, 2 x 50 mm straps, hooks with closed fingers
- Coiling system for straps
- Storage lockers
- Load-holding net
- Key locking for locker

- **Weight:**

14.5 kg

- **Material:**

Polyurethane



# Locker with cut-off corners in the tipper

- Storage space in the tipper
- Dimensions (mm): 600 x 549/635 x 1975
- In aluminium - thickness 2.7 mm
- Door opening: 440 x 1770 mm
- Handle on the top
- Closure by 2 toggle latches that can be padlocked (padlock not supplied)
- Door open latch
- Available in White or Grey RAL 7004

- **Weight:**

49 kg

- **Material:**

Aluminium



# Feet for locker in the tipper

- Set of two fixing feet in steel
- Dimensions: H 350 mm x width 600 mm
- Can be adapted with bolts on the tipper platform
- Compatible with locker height 800 (see Page 136)

• **Weight:**  
14 kg the set

• **Material:**  
Steel



## 100|Doors

Universal doors - Easydoor

## 106|Load securing

Lashings - Load stops - Options for cab protection - Beam rack - Side extensions - Rear extensions - Height adjustable protective roof - Tipper net - Wireless remote control

## 126|Work site securing

Cone holder - Zebra Class 1 - Zebra Class 2 - Triangle - Rotating flashing light

## 132|Storage

Tool-holder - Behind cab storage locker - Accessories for behind cab storage locker - Locker under the tipper – Locker in the tipper - Strap storage box

## 146|Tipper access

**Sliding step ladder - Step - Access handle**

## 152|Protection

PVC protections - Light grilles

## 156|Coupling

Triva TP - Triva Entreprise

## 160|Safety

Reversing camera - Reversing noise generator

*Options*

Tipper access

# Sliding step ladder

- Access the inside of the tipper easily using this sliding step ladder
- Attached on the left or right under the rear universal door (compulsory for this option)
- Step ladder with three non-slip steps
- Incompatible with three-way tipper, removable tipper and tipper width of less than 2000 mm

- **Weight:**

6 kg

- **Material:**

Galvanised steel





# Step

- Tipper access facilitated with the non-slip step
- Possibility of fixing several per body on the sideboards and/or the Easydoor rear door
- Galvanised steel plate step
- Can be folded with automatic locking at 90°
- Max. load: 150 kg
- Fixed by bolts

- **Weight:**

1.3 kg

- **Material:**

Galvanised steel



# Access handle

- With this handle access the interior of the tipper more easily and safely
- Non-slip handle
- "Plastic" handle reinforced with a metal core
- Compatible with 2-leaf rear extensions

- **Weight:**

0.2 kg

- **Material:**

PVC



*Find all our options on*  
**[www.jpm-group.com](http://www.jpm-group.com)**

# Options

---

## 100|Doors

Universal doors - Easydoor

## 106|Load securing

Lashings - Load stops - Options for cab protection - Beam rack - Side extensions - Rear extensions - Height adjustable protective roof - Tipper net - Wireless remote control

## 126|Work site securing

Cone holder - Zebra Class 1 - Zebra Class 2 - Triangle - Rotating flashing light

## 132|Storage

Tool-holder - Behind cab storage locker - Accessories for behind cab storage locker - Locker under the tipper – Locker in the tipper - Strap storage box

## 146|Tipper access

Sliding step ladder - Step - Access handle

## 152|Protection

**PVC protections - Light grilles**

## 156|Coupling

Triva TP - Triva Entreprise

## 160|Safety

Reversing camera - Reversing noise generator

*Options*  
**Protection**

# PVC protections


- Available on sideboards, rear door, ladder rack and rear beam rack
- Shock absorption with flexible PVC on the top
- Performance and resistance at high and low temperature provided by a rigid PVC base
- Fits the profile to be protected perfectly, thickness 10 mm
- High-performance attachment (rivets)
- Incompatible with the door of the dropside, wood platform
- Adaptable only on JPM bodywork

- **Weight:**

Between 1.2 kg and 1.5 kg

- **Material:**

Flexible and rigid PVC



# Light grilles

- Protect your vehicle's lights from impacts with these grilles
- UTAC-certified light grilles
- Wire diameter: 6 mm and 2 mm
- Assembled by welding
- Anti-corrosion treatment
- Held in place by the light fixing

- **Weight:**  
About 1.5 kg
- **Material:**  
Steel



# Options

---

## 100|Doors

Universal doors - Easydoor

## 106|Load securing

Lashings - Load stops - Options for cab protection - Beam rack - Side extensions - Rear extensions - Height adjustable protective roof - Tipper net - Wireless remote control

## 126|Work site securing

Cone holder - Zebra Class 1 - Zebra Class 2 - Triangle - Rotating flashing light

## 132|Storage

Tool-holder - Behind cab storage locker - Accessories for behind cab storage locker - Locker under the tipper – Locker in the tipper - Strap storage box

## 146|Tipper access

Sliding step ladder - Step - Access handle

## 152|Protection

PVC protections - Light grilles

## 156|Coupling

**Triva TP - Triva Enterprise**

## 160|Safety

Reversing camera - Reversing noise generator



*Options*  
**Coupling**

- A single device for your coupling and your ICC bar with 2 coupling solutions
- Triva TP = Rear ICC bar + Head stock + 2 coupling heights
- Triva approved in compliance with UN Regulations 55R01 and 58R03
- Head stock approved up to  $GVWR \leq 9\text{ T}$
- ICC bar approved up to  $GCWR \leq 5.5\text{ T}$
- 2 towing heights:
  - Ball hook at regulation height
  - Clevis hitch adhering to the regulatory clearance of the ball and ideally positioned for drawbar eye


- **Weight:**  
Between 52 kg and 56 kg
- **Material:**  
Steel



Caution: For the fitting of a TRIVA with hook, check carefully that the vehicle is a towing vehicle.

- A single device for your coupling and your ICC bar with one coupling solution
- Triva Entreprise = ICC bar + Head stock + 1 coupling height
- Head stock approved up to GVWR  $\leq 11$  T (depending on the vehicle)
- ICC bar approved up to GCWR  $\leq 7.5$  T (depending on the vehicle)
- One coupling height: mixed hook

- **Weight:**  
Between 25 kg and 30 kg
- **Material:**  
Steel



Caution: For the fitting of a TRIVA with hook, check carefully that the vehicle is a towing vehicle.

# Options

---

## 100|Doors

Universal doors - Easydoor

## 106|Load securing

Lashings - Load stops - Options for cab protection - Beam rack - Side extensions - Rear extensions - Height adjustable protective roof - Tipper net - Wireless remote control

## 126|Work site securing

Cone holder - Zebra Class 1 - Zebra Class 2 - Triangle - Rotating flashing light

## 132|Storage

Tool-holder - Behind cab storage locker - Accessories for behind cab storage locker - Locker under the tipper – Locker in the tipper - Strap storage box

## 146|Tipper access

Sliding step ladder - Step - Access handle

## 152|Protection

PVC protections - Light grilles

## 156|Coupling

Triva TP - Triva Entreprise

## 160|Safety

**Reversing camera - Reversing noise generator**

*Options*  
**Safety**

# Reversing camera

- **Rear view kit, 7-inch digital screen - Camera IP69K**
- For IVECO DAILY and RENAULT X 62 trucks only
- This kit includes: 1 x 7-inch digital colour screen + 1 camera + 20 metres of cable + 1 wireless remote control
- Monitor fixed by 1 central foot
- Possibility of connecting a maximum of 2 cameras with alternating viewing on the screen



## • Screen:

Type: Digital Type 16/9  
Screen size: 7-inch  
Resolution: 800 x 480  
Luminosity: 450 cd/m<sup>2</sup>  
Contrast: 500:1  
Loudspeaker: No  
No. of cameras possible: 2  
Power supply: 12/24 V.  
Dimensions: 180 x 121 x 23 mm

## • Camera:

Case: Aluminium  
Type: Sharp CCD  
Visual angle: 120°  
Water resistance: IP69K  
Horizontal resolution: 600 lines  
Sound: No  
Number of LEDs: 6  
Night vision: 6 to 8 metres  
Dimensions: H 55.7 x L 67 x Thickness 59 mm  
Day/night detection: Automatic

# Reversing noise generator

---

- 12/24-volt ultrasonic noise-maker: 97 decibels
- 2-in-1 product, choice of tone via connection :
  - choice 1: "BIP-BIP" function
  - choice 2: digital function (white tone)
- R10-approved
- IP67 waterproof and pressure-washable (normal conditions)
- Temperature-resistant from -40°C to +77°C







*JPM reserves the right to make changes to this catalogue without prior notice.  
Non-contractual photos and images*

